



National Marine Manufacturers Association

nmma.org

ECONOMIC SIGNIFICANCE OF RECREATIONAL BOATING IN COLORADO

CONGRESSIONAL DISTRICT 3

| | |
|--|-----------------|
| Number of Recreational Boats* | 22,784 |
| Recreational Boating Industry Businesses | 167 |
| Total Jobs | 1,894 |
| Annual Recreational Boating-Related Spending | \$100.6 MILLION |





TOTAL ANNUAL ECONOMIC IMPACT OF RECREATIONAL BOATING:

\$238.1 MILLION

RECREATIONAL BOATS IN CO-3

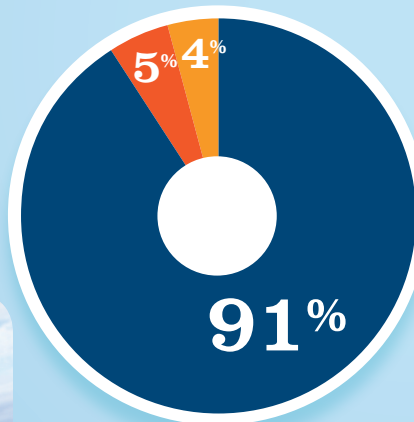
| | |
|----------------------------|----------|
| TOTAL BOATS* | ▶ 22,784 |
| REGISTERED BOATS | 22,784 |
| Power boats | 18,832 |
| PWCs | 2,949 |
| Sailboats | 942 |
| Other Boats | 61 |
| HOUSEHOLDS PER BOAT | 12.8 |



* Total boats are registered boats as reported by states to the USCG.

RECREATIONAL BOATING CREATES JOBS IN CO-3

| | |
|----------------------------|---------|
| TOTAL BOATING JOBS | ▶ 1,509 |
| Boat Building | - |
| Motor / Engine Mfgr. | - |
| Accessory / Supplies Mfgr. | 55 |
| Dealers / Wholesalers | 73 |
| Boat Services | 1,381 |

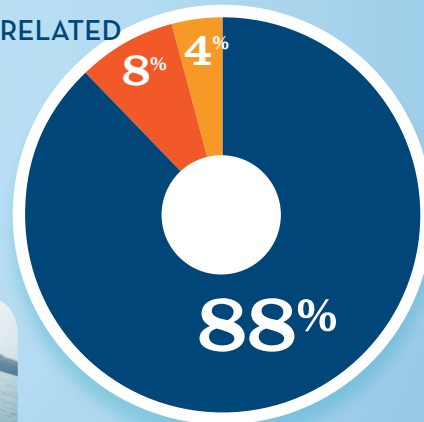


● BOAT BUILDING †
● MOTOR/ENG. MFGR. †
● ACC./SUPPLIES MFGR.
● DLRS/WHOLESALEERS
● BOAT SERVICES † 0%



RECREATIONAL BOATING-RELATED BUSINESSES IN CO-3

| | |
|----------------------------|-------|
| TOTAL BUSINESSES | ▶ 167 |
| Boat Building | - |
| Motor / Engine Mfgr. | - |
| Accessory / Supplies Mfgr. | 7 |
| Dealers / Wholesalers | 14 |
| Boat Services | 146 |

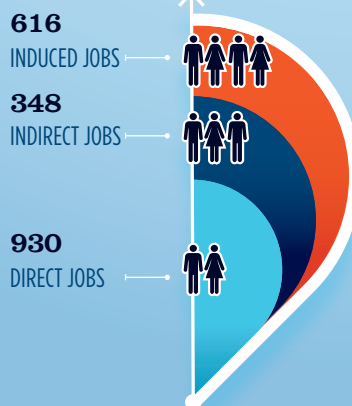


● BOAT BUILDING †
● MOTOR/ENG. MFGR. †
● ACC./SUPPLIES MFGR.
● DLRS/WHOLESALEERS
● BOAT SERVICES † 0%



ESTIMATED JOBS IMPACT OF RECREATIONAL BOATING-RELATED SPENDING IN CO-3

| | |
|--------------------------------|-------------------|
| EST. TOTAL JOBS | ▶ 1,894 |
| EST. TOTAL LABOR INCOME | ▶ \$78.4 MILLIONS |
| Est. Direct Income | \$32.0 |
| Est. Indirect Income | \$19.4 |
| Est. Induced Income | \$27.0 |



RECREATIONAL BOATING INDUSTRY SALES IN CO-3

| | | |
|--|------------------|-----------------|
| Boat Building | \$0.0 | \$0.0 MILLION |
| Motor / Engine Mfgr. | \$0.0 | \$0.0 MILLION |
| Accessory / Supplies Mfgr. | \$10.7 | \$10.7 MILLION |
| TOTAL MFGR. SALES | ▶ \$10.7 | |
| Dealers / Wholesalers | \$35.9 | \$35.9 MILLION |
| Boat Services | \$278.8 | \$278.8 MILLION |
| TOTAL RETAIL & SERVICES SALES | ▶ \$314.7 | |

● BOAT BUILDING
● MOTOR/ENG. MFGR.
● ACC./SUPPLIES MFGR.
● DLRS/WHOLESALEERS
● BOAT SERVICES

Source: NMMA's Center of Knowledge; Recreational Marine Research Center at Michigan State University